



## **AGENDA**

### **RETIREMENT BOARD MEETING**

REGULAR MEETING  
October 11, 2023  
9:00 a.m.

Board Conference Room  
1200 Concord Avenue, Suite 350  
Concord, California

THE RETIREMENT BOARD MAY DISCUSS AND TAKE ACTION ON THE FOLLOWING:

1. Pledge of Allegiance.
2. Public Comment (3 minutes/speaker).
3. Recognition of Rhonda Jones for 15 years of service and Kandice Walls for 5 years of service.

#### ***CONSENT ITEMS***

- 4.A All Consent Items are to be approved by one action unless a Board Member requests separate action on a specific item. (Action Item)
  - I. Approve minutes from the September 13, 2023 meeting.
  - II. Approve the following routine items:
    - a. Certifications of membership.
    - b. Service and disability allowances.
    - c. Death benefits.
    - d. Investment liquidity report.
  - III. Accept the following routine items:
    - a. Disability applications and authorize subpoenas as required.
    - b. Investment asset allocation report.
  - IV. Consider and take possible action to authorize retaining CPS Consulting for CEO recruitment services.

The Retirement Board will provide reasonable accommodations for persons with disabilities planning to attend Board meetings who contact the Retirement Office at least 24 hours before a meeting.

- V. Consider and take possible action to cancel the meeting on October 25, 2023.
- VI. Consider and take possible action on 2024 Board meeting schedule.
- 4.B Consider and take possible action on Consent Items previously removed, if any.  
(Action Item)

**CLOSED SESSION**

- 5. The Board will go into closed session pursuant to Govt. Code Section 54957 to consider recommendations from the medical advisor and/or staff regarding the following disability retirement applications:

<u>Member</u>	<u>Type Sought</u>	<u>Recommendation</u>
a. Amy Havea	Service Connected	Service Connected

**OPEN SESSION**

- 6. Presentation of Semi-Annual Disability Retirement Report. (Presentation Item)
- 7. Pension administration system project update: (Presentation Item)
  - a. Update from staff
  - b. Presentation from Segal
  - c. Presentation from Sagitec
- 8. Miscellaneous
  - a. Staff Report
  - b. Outside Professionals' Report
  - c. Trustees' comments

The Retirement Board will provide reasonable accommodations for persons with disabilities planning to attend Board meetings who contact the Retirement Office at least 24 hours before a meeting.



Meeting Date  
**10/11/2023**  
Agenda Item  
**#4.A-I**

**RETIREMENT BOARD MEETING MINUTES**

REGULAR MEETING  
September 13, 2023  
9:00 a.m.

Board Conference Room  
1200 Concord Avenue, Suite 350  
Concord, California

Present: Candace Andersen, Dennis Chebotarev, Scott Gordon, Jerry Holcombe, Louie Kroll, Jay Kwon, David MacDonald, John Phillips, Mike Sloan, Lulis Lopez for Russell Watts, and Samson Wong

Absent: Donald Finley and Russell Watts

Staff: Christina Dunn, Acting Chief Executive Officer; Timothy Price, Chief Investment Officer; Karen Levy, General Counsel; Wrally Dutkiewicz, Compliance Officer; Henry Gudino, Accounting Manager; Erika McIntosh, Administrative Services Manager; Jasmine Lee, Member Services Manager; Cherry Chang, Internal Auditor; and Son Lu, Information Technology Manager

Outside Professional Support:	Representing:
Harvey Leiderman	Reed Smith, LLP
Maytak Chin	Reed Smith, LLP
Paul Angelo	Segal Consulting
Andy Yeung	Segal Consulting
Jesse Rivera	Segal Consulting
Aaron Mucha	Sagitec
Srinivas ("KC") Kolluru	Sagitec

**1. Pledge of Allegiance**

The Board, staff and audience joined in the *Pledge of Allegiance*.

**2. Accept comments from the public**

No member of the public offered comment.

**3.A Consent Items**

Item 3.A.IV.a. was removed from the consent items.

It was **M/S/C** to approve the consent items of the September 13, 2023 meeting with the removal of Item 3.A.IV.a. from the consent items (Yes: Andersen, Chebotarev, Gordon, Holcombe, Kroll, Lopez, MacDonald, Phillips, and Wong).

## **CLOSED SESSION**

The Board moved into Closed Session pursuant to Govt. Code Section 54957.6.

The Board moved into open session.

Item 3.A.IV.a. was **M/S/C** to accept the Medical Advisor's recommendation and grant the service-connected disability benefits for James Bowell. (Yes: Andersen, Chebotarev, Gordon, Holcombe, Kroll, Lopez, MacDonald, and Phillips).

4. There was no reportable action related to Govt. Code Section 54956.9(d)(2).

5. There was no reportable action related to Govt. Code Section 54956.9(d)(1).

6. This item was tabled for a future agenda.

7. **Actuarial 101 presented by Segal Consulting.**

Angelo and Yeung provided an educational presentation on actuarial concepts.

8. **Consider and take possible action to amend the Actuarial Funding Policy**

It was **M/S/C** to amend the Actuarial Funding Policy. (Yes: Andersen, Chebotarev, Gordon, Holcombe, Kroll, Lopez, MacDonald, Phillips, and Wong).

9. **Consider and take possible action to accept the GASB 68 report from Segal Consulting**

It was **M/S/C** to accept the GASB 68 report from Segal Consulting. (Yes: Andersen, Chebotarev, Gordon, Holcombe, Kroll, Lopez, MacDonald, Phillips, and Wong).

10. **Consider and take possible action to authorize payments to trust accounts owned by retirees.**

It was **M/S/C** to authorize payments to trust accounts owned by retirees. (Yes: Andersen, Chebotarev, Gordon, Holcombe, Kroll, Lopez, MacDonald, Phillips, and Wong).

11. **Consider and take possible action to approve pay codes lists.**

It was **M/S/C** to approve pay code lists. (Yes: Andersen, Chebotarev, Gordon, Holcombe, Kroll, Lopez, MacDonald, Phillips, and Wong).

12. **Pension administration system project update:**

- a. Update from Staff - Dunn gave an update on the pension administration system project.
- b. Presentation from Segal – Rivera gave an update on the project.
- c. Presentation from Sagitec – Mucha presented an update on the project.

13. This item was tabled for a future agenda.

14. **Consider and take possible action on SACRS voting proxy form**

It was **M/S/C** to appoint Sloan as the Voting Delegate and MacDonald as the Alternate Voting Delegate at the upcoming Fall SACRS Conference. (Yes: Andersen, Chebotarev, Gordon, Holcombe, Kroll, Lopez, MacDonald, Phillips, and Wong).

15. **Miscellaneous**

- a. Staff Comment – Dunn reported the online job posting website, Indeed, posted all of the CCCERA job positions as open, which is inaccurate. Staff are working with Indeed to remove the job postings.
- b. Outside Professionals’ Report – None
- c. Trustees’ Comments – Wong attended the CALAPRS Principles of Pension Governance at Pepperdine University and noted it was a good course.

MacDonald also attended and shared that it was a nice refresher course that was not only for advanced trustees as advertised. He would recommend this course for new and advanced trustees. MacDonald also attended NCPERS conference and thought it was a good conference.

It was **M/S/C** to adjourn the meeting. (Yes: Andersen, Chebotarev, Gordon, Holcombe, Kroll, Lopez, MacDonald, Phillips, and Wong)

---

Scott W. Gordon, Chairperson

---

Jerry R. Holcombe, Secretary

**CERTIFICATION OF MEMBERSHIPS**

<b>Name</b>	<b>Employee Number</b>	<b>Tier</b>	<b>Membership Date</b>	<b>Employer</b>
Adair, Athena	93636	P5.2	08/01/23	Contra Costa County
Agno, Cydney	D9500	P5.3	08/01/23	Contra Costa County Superior Courts
Agustin, Crystal	93758	P5.2	08/01/23	Contra Costa County
Alexander, Myeisha	93132	P5.2	08/01/23	Contra Costa County
Andrews, Donovan	93790	P5.2	08/01/23	Contra Costa County
Austin, Nathalie	93810	P5.2	08/01/23	Contra Costa County
Bajwa, Amarpal	D9500	P5.3	08/01/23	Contra Costa County Superior Courts
Banda Ceja, Marcus	93788	P5.2	08/01/23	Contra Costa County
Banks, La Rae	93647	P5.2	08/01/23	Contra Costa County
Banks-Henderson, Mary	93736	P5.2	08/01/23	Contra Costa County
Bartolotta, Phillip	93766	P5.2	08/01/23	Contra Costa County
Bello, Antinuke	92904	P5.2	08/01/23	Contra Costa County
Bera, Pamela	93760	P5.2	08/01/23	Contra Costa County
Bolden, Yolanda	93802	P5.2	08/01/23	Contra Costa County
Calbreath, Ian	93823	P5.2	08/01/23	Contra Costa County
Campuzano Isidro, Daisy	91879	P5.2	08/01/23	Contra Costa County
Cancilla, Carol	91802	P5.2	08/01/23	Contra Costa County
Castillo, Veronica	93820	P5.2	08/01/23	Contra Costa County
Castro, Leslie	93264	S/E	08/01/23	Contra Costa County
Cendejas, Jennifer	93821	P5.2	08/01/23	Contra Costa County
Chan, Emily	93808	P5.2	08/01/23	Contra Costa County
Chan, Ka Him	93710	P5.2	08/01/23	Contra Costa County
Collins, Zarah Belle	92693	P5.2	08/01/23	Contra Costa County
Cortes-Valle, Celia	93794	P5.2	08/01/23	Contra Costa County
De Leon, Chona	93735	P5.2	08/01/23	Contra Costa County
Dizon, Rolan	93423	P5.2	08/01/23	Contra Costa County
Estrada, Carlos	93260	S/E	08/01/23	Contra Costa County
Etienne, Linsay	93767	P5.2	08/01/23	Contra Costa County
Feliciano, Jocelyn	93032	P5.2	08/01/23	Contra Costa County
Flores, Richard	92480	P5.2	08/01/23	Contra Costa County
Futak, Susan	93793	P5.2	08/01/23	Contra Costa County
Garcia, Maria	93807	P5.2	08/01/23	Contra Costa County
George, Lynee	92278	P5.2	08/01/23	Contra Costa County
Gomes-Figueira, Jennifer	93877	P5.2	08/01/23	Contra Costa County

**Key:**

<b>I = Tier I</b>	<b>P4.2 = PEPRA Tier 4 (2% COLA)</b>	<b>S/A = Safety Tier A</b>
<b>II = Tier II</b>	<b>P4.3 = PEPRA Tier 4 (3% COLA)</b>	<b>S/C = Safety Tier C</b>
<b>III = Tier III</b>	<b>P5.2 = PEPRA Tier 5 (2% COLA)</b>	<b>S/D = Safety Tier D</b>
	<b>P5.3 = PEPRA Tier 5 (3% COLA)</b>	<b>S/E = Safety Tier E</b>

## CERTIFICATION OF MEMBERSHIPS

<i>Name</i>	<i>Employee Number</i>	<i>Tier</i>	<i>Membership Date</i>	<i>Employer</i>
Goodrich, John	93822	P5.2	08/01/23	Contra Costa County
Greenlaw, Kelsey	93813	P5.2	08/01/23	Contra Costa County
Guadagnini, Mark	93830	P5.2	08/01/23	Contra Costa County
Guevara, Christian	93684	P5.2	08/01/23	Contra Costa County
Guzman-Garcia, Luis	93745	P5.2	08/01/23	Contra Costa County
Harris, Bianca	93814	P5.2	08/01/23	Contra Costa County
Hatley, Brett	93816	P5.2	08/01/23	Contra Costa County
Hollcraft, Monica	93397	P5.2	08/01/23	Contra Costa County
Iacono, Marco	93732	P5.2	08/01/23	Contra Costa County
Ipock, Frank	93811	P5.2	08/01/23	Contra Costa County
Killings, Shantavia	93841	P5.2	08/01/23	Contra Costa County
Kumar, Anish	93642	P5.2	08/01/23	Contra Costa County
Kumar, Rekha	93646	P5.2	08/01/23	Contra Costa County
Lapuz, Debbie	93727	P5.2	08/01/23	Contra Costa County
Lee Legras, Stacy	93815	P5.2	08/01/23	Contra Costa County
Louie, James	93792	P5.2	08/01/23	Contra Costa County
Lujan, Leonel	93638	P5.2	08/01/23	Contra Costa County
Madrigal, Teresa	93768	P5.2	08/01/23	Contra Costa County
Maston, Brandy	93750	P5.2	08/01/23	Contra Costa County
Mattice, Tyler	93262	S/E	08/01/23	Contra Costa County
McCarthy, Allison	93754	P5.2	08/01/23	Contra Costa County
McElroy, Asia	93770	P5.2	08/01/23	Contra Costa County
Medina-McGee, Erika	93751	P5.2	08/01/23	Contra Costa County
Michalczyk, Geoffrey	D3406	P4.3	08/01/23	Central Contra Costa Sanitary District
Miller, Christopher	93773	P5.2	08/01/23	Contra Costa County
Miller, Laurie	93772	P5.2	08/01/23	Contra Costa County
Misquez, Jordan	93831	P5.2	08/01/23	Contra Costa County
Montemayor, Matthew	93685	P5.2	08/01/23	Contra Costa County
Moore, Clarence	67933	S/E	08/01/23	Contra Costa County
Morrow, Zachary	D7830	P4.3	08/01/23	San Ramon Valley Fire Protection District
Nasilai, Ravin	93263	S/E	08/01/23	Contra Costa County
Navidad, Teza	93804	P5.2	08/01/23	Contra Costa County
Oden, Jessica	86240	P5.2	08/01/23	Contra Costa County
Ortiz, Pearl	93778	P5.2	08/01/23	Contra Costa County

**Key:**

<b>I = Tier I</b>	<b>P4.2 = PEPRA Tier 4 (2% COLA)</b>	<b>S/A = Safety Tier A</b>
<b>II = Tier II</b>	<b>P4.3 = PEPRA Tier 4 (3% COLA)</b>	<b>S/C = Safety Tier C</b>
<b>III = Tier III</b>	<b>P5.2 = PEPRA Tier 5 (2% COLA)</b>	<b>S/D = Safety Tier D</b>
	<b>P5.3 = PEPRA Tier 5 (3% COLA)</b>	<b>S/E = Safety Tier E</b>

## CERTIFICATION OF MEMBERSHIPS

<b>Name</b>	<b>Employee Number</b>	<b>Tier</b>	<b>Membership Date</b>	<b>Employer</b>
Oyhancabal, David	80514	S/E	08/01/23	Contra Costa County
Paloma, Christopher	93731	P5.2	08/01/23	Contra Costa County
Parvin, Nilofar	81240	P5.2	08/01/23	Contra Costa County
Perkins, Deana	93806	P5.2	08/01/23	Contra Costa County
Peterson, Jenna	93614	P5.2	08/01/23	Contra Costa County
Pisco, Jeanny	92916	P5.2	08/01/23	Contra Costa County
Plascencia Amaya, Vanessa	93383	P5.2	08/01/23	Contra Costa County
Powell, Kaysha	93259	S/E	08/01/23	Contra Costa County
Powell, Tamika	93833	P5.2	08/01/23	Contra Costa County
Prado, GiaMary	68671	III	08/01/23	Contra Costa County
Pryor, Lisa	79267	P5.2	08/01/23	Contra Costa County
Rangel, Maria	90490	P5.2	08/01/23	Contra Costa County
Robles, David	D9500	P5.3	08/01/23	Contra Costa County Superior Courts
Rodgers, Erin	60693	III	08/01/23	Contra Costa County
Romero, Ellen	D9500	P5.3	08/01/23	Contra Costa County Superior Courts
Rose, Savannah	93761	P5.2	08/01/23	Contra Costa County
Sayo-Suparath, Abby	93776	P5.2	08/01/23	Contra Costa County
Schwanker, Alyssa	93757	P5.2	08/01/23	Contra Costa County
Shahkar, Atesa	93799	P5.2	08/01/23	Contra Costa County
Sierra, Lorenzo	93774	P5.2	08/01/23	Contra Costa County
Slay, Jayme	93261	S/E	08/01/23	Contra Costa County
Spinney, Doreen	93765	P5.2	08/01/23	Contra Costa County
Supica, Colette	D9500	P5.3	08/01/23	Contra Costa County Superior Courts
Tiutin, Andrei	87918	P5.2	08/01/23	Contra Costa County
Torres, Ingrid	D4980	P4.3	08/01/23	Contra Costa County Employees' Retirement Association
Viernes-Gonzales, Arlene	93658	P4.2	08/01/23	Contra Costa County Fire Protection District
Villegiante, Anthony	D7830	P4.3	08/01/23	San Ramon Valley Fire Protection District
Wegryn, Mardell	93740	P5.2	08/01/23	Contra Costa County
Yang, Angela	87860	P5.2	08/01/23	Contra Costa County
Young, Gregory	93818	S/A	08/01/23	Contra Costa County
Youngstrom, Andrew	D7830	P4.3	08/01/23	San Ramon Valley Fire Protection District

**Key:**

<b>I = Tier I</b>	<b>P4.2 = PEPRA Tier 4 (2% COLA)</b>	<b>S/A = Safety Tier A</b>
<b>II = Tier II</b>	<b>P4.3 = PEPRA Tier 4 (3% COLA)</b>	<b>S/C = Safety Tier C</b>
<b>III = Tier III</b>	<b>P5.2 = PEPRA Tier 5 (2% COLA)</b>	<b>S/D = Safety Tier D</b>
	<b>P5.3 = PEPRA Tier 5 (3% COLA)</b>	<b>S/E = Safety Tier E</b>



### **TIER CHANGES**

<b>Name</b>	<b>Employee Number</b>	<b>Old Tier</b>	<b>New Tier</b>	<b>Effective Date</b>	<b>Employer</b>	<b>Reason for Change</b>
Ames, Colton	92961	P5.2	S/E	08/01/23	Contra Costa County	Promotion to Safety Tier
Anleu Vasquez, Jose	92966	P5.2	S/E	08/01/23	Contra Costa County	Promotion to Safety Tier
Aulakh, Virat	92979	P5.2	S/E	08/01/23	Contra Costa County	Promotion to Safety Tier
Cameron, Michael	90397	P4.2	S/E	08/01/23	C.C.C. Fire Protection District	Promotion to Safety Tier
Dito, Kevin	92975	P5.2	S/E	08/01/23	Contra Costa County	Promotion to Safety Tier
Gama, Raul	92967	P5.2	S/E	08/01/23	Contra Costa County	Promotion to Safety Tier
Gonzalez, Alejandra	92609	P5.2	S/E	08/01/23	Contra Costa County	Promotion to Safety Tier
Graham, Dylan	93028	P5.2	S/E	08/01/23	Contra Costa County	Promotion to Safety Tier
Grubaug, Nolan	92965	P5.2	S/E	08/01/23	Contra Costa County	Promotion to Safety Tier
Hansen, Amanda	92986	P5.2	S/E	08/01/23	Contra Costa County	Promotion to Safety Tier
Harvey, Jonathan	92980	P5.2	S/E	08/01/23	Contra Costa County	Promotion to Safety Tier
Hill, Chelsea	92981	P5.2	S/E	08/01/23	Contra Costa County	Promotion to Safety Tier
Kaur, Muskaan	92963	P5.2	S/E	08/01/23	Contra Costa County	Promotion to Safety Tier
Kaykeo, Avery	92982	P5.2	S/E	08/01/23	Contra Costa County	Promotion to Safety Tier
Maday, Cody	92985	P5.2	S/E	08/01/23	Contra Costa County	Promotion to Safety Tier
McKillop, Debra	73989	III	S/A	08/01/23	Contra Costa County	Promotion to Safety Tier
Munoz, Juan	92984	P5.2	S/E	08/01/23	Contra Costa County	Promotion to Safety Tier
Palhegyi, Jason	93722	P5.2	S/E	08/01/23	Contra Costa County	Promotion to Safety Tier
Ramos, Gilbert	92978	P5.2	S/E	08/01/23	Contra Costa County	Promotion to Safety Tier
Rice, Christopher	92869	P5.2	S/E	08/01/23	Contra Costa County	Promotion to Safety Tier
Tolbert, Margaret	90643	P5.2	III	06/01/21	Contra Costa County	Recip. Est., Age & Tier Change
Valdez, Ramiro	92964	P5.2	S/E	08/01/23	Contra Costa County	Promotion to Safety Tier
Welte, Trevor	93048	P5.2	S/E	08/01/23	Contra Costa County	Promotion to Safety Tier

**Key:**

<b>I = Tier I</b>	<b>P4.2 = PEPR Tier 4 (2% COLA)</b>	<b>S/A = Safety Tier A</b>
<b>II = Tier II</b>	<b>P4.3 = PEPR Tier 4 (3% COLA)</b>	<b>S/C = Safety Tier C</b>
<b>III = Tier III</b>	<b>P5.2 = PEPR Tier 5 (2% COLA)</b>	<b>S/D = Safety Tier D</b>
	<b>P5.3 = PEPR Tier 5 (3% COLA)</b>	<b>S/E = Safety Tier E</b>

CONTRA COSTA COUNTY EMPLOYEES' RETIREMENT ASSOCIATION

BOARD OF RETIREMENT

Meeting Date  
**10/11/2023**  
Agenda Item  
**#4.A-IIb.**

***Service and Disability Retirement Allowances:***

<u>Name</u>	<u>Number</u>	<u>Effective Date</u>	<u>Option Type</u>	<u>Tier</u>	<u>Selected</u>
August, Denise	54059	01/28/23	SR	II and III	Unmodified
Brown, Timothy	44072	07/21/23	SR	II and III	Option 2
Buergi, Daniel	69049	06/16/23	SR	Safety A	Unmodified
Costantini, Donna	61302	07/29/23	SR	III	Unmodified
Cupp, Gary	56277	07/29/23	SR	II and III	Unmodified
Dawson, Deirdre	D9500	07/17/23	SR	III	Unmodified
Eisley, Evangela	44442	07/28/23	SR	II and III	Unmodified
Galvan, Nick	38650	07/28/23	SR	II and Safety A	Unmodified
Hayes, Ronda	47335	07/07/23	SR	III	Unmodified
Hill, Steven	86756	08/01/23	SR	PEPRA 4.2	Unmodified
Jones, Marcia	60807	08/01/23	SR	II and III	Option 1
Khamthakhoun, Nangla	50515	07/05/23	SR	II and III	Unmodified
Law, Kim	32642	08/01/23	SR	I	Unmodified
Macias, Anacleto	82065	07/27/23	SR	PEPRA 5.2	Unmodified
Mayeno, Amy	81998	07/14/23	SR	PEPRA 5.2	Unmodified
Mendoza, Samuel	43610	08/01/23	SR	II and III	Unmodified
Morrell, Lisa	70120	07/29/23	SR	I	Unmodified
Nava, Victoria	82227	08/01/23	SR	PEPRA 5.2	Unmodified
Ocasio, Norma	D9991	08/01/23	SR	II	Unmodified
Parada, Manuel	77876	08/01/23	SR	III	Unmodified
Schulze, Thomas	48805	06/29/23	SR	Safety A	Unmodified
Sims, Jane	D9500	07/28/23	SR	II and III	Unmodified
Smith, Jeffrey	36450	07/08/23	SR	II and III	Unmodified
Tedford, Karen	86204	07/07/23	SR	PEPRA 5.2	Unmodified
Tinker, Diana	57242	08/01/23	SR	II and III	Unmodified
Tracy, Terrence	D9500	07/15/23	SR	III	Unmodified
Wilkerson, Raymee	48422	10/04/22	SR	II and III	Unmodified
Williams, Carla	53370	07/28/23	SR	II and III	Unmodified

**Option Type**

NSP = Non-Specified  
SCD = Service Connected Disability  
SR = Service Retirement  
NSCD = Non-Service Connected Disability  
\* = County Advance Selected w/option

**Tier**

I = Tier I  
II = Tier II  
III = Tier III  
S/A = Safety Tier A  
S/C = safety Tier C  
Pepra 4.2 = Pepra Tier 4 (2% COLA)  
Pepra 4.3 = Pepra Tier 4 (3% COLA)  
Pepra 5.2 = Pepra Tier 5 (2% COLA)  
Pepra 5.3 = Pepra Tier 5 (3% COLA)  
S/D = Pepra Safety Tier D  
S/E = Pepra Safety Tier E

CONTRA COSTA COUNTY EMPLOYEES' RETIREMENT ASSOCIATION  
BOARD OF RETIREMENT

Meeting Date  
**10/11/2023**  
Agenda Item  
**#4.A-IIc.**

***Deaths:***

<u>Name</u>	<u>Date of Death</u>	<u>Employer as of Date of Death</u>
Ankersmit, Edith	06/22/23	Contra Costa County
Della Rosa, Mary	07/14/23	Contra Costa County
Denning, Thomas	08/27/23	Contra Costa County
Gozzano, James	08/31/23	Contra Costa County
Pollard, Patricia	09/28/23	Contra Costa County Fire Protection District
Saad, Mildred	09/14/23	Contra Costa County
Santander, Stephanie	09/06/23	Contra Costa County
Schmitt, Dorothy	08/15/23	Superior Courts
Shannon, Teresa L.	08/09/23	Contra Costa County
Strong, Judith	09/14/23	Contra Costa County
Turner, Kenneth	09/26/23	Contra Costa County
Weymouth, Michael	09/23/23	Contra Costa County



Meeting Date  
**10/11/2023**  
Agenda Item  
**#4.A-IId.**

**Contra Costa County Employees' Retirement Association  
Liquidity Report – August 2023**

**August 2023 Performance**

	<b>Cash Flow</b>	<b>Coverage Ratio</b>
Benefit Cash Flow Projected by Model	\$50,250,000	
Liquidity Sub-Portfolio Cash Flow	\$50,250,000	<b>100%</b>
Actual Benefits Paid	\$50,587,696	<b>99.3%</b>
<i>Next Month's Projected Benefit Payment</i>	<i>\$50,500,000</i>	

**Monthly Manager Positioning – August 2023**

	<b>Beginning Market Value</b>	<b>Liquidity Program Cash Flow</b>	<b>Market Value Change/Other Activity</b>	<b>Ending Market Value</b>
DFA	\$276,328,328	(\$11,000,000)	\$136,710,666	\$402,038,994
Insight	\$443,494,380	(\$19,000,000)	\$237,602,571	\$662,096,951
Sit	\$491,294,370	(\$20,250,000)	\$245,601,146	\$716,645,516
<b>Liquidity</b>	<b>\$1,211,117,078</b>	<b>(\$50,250,000)</b>	<b>\$619,914,383</b>	<b>\$1,780,781,462</b>
Cash	\$543,058,410	(\$337,696)	(\$461,648,562)	\$81,072,152
<b>Liquidity + Cash</b>	<b>\$1,754,175,488</b>	<b>(\$50,587,696)</b>	<b>\$158,265,821</b>	<b>\$1,861,853,614</b>

**Functional Roles**

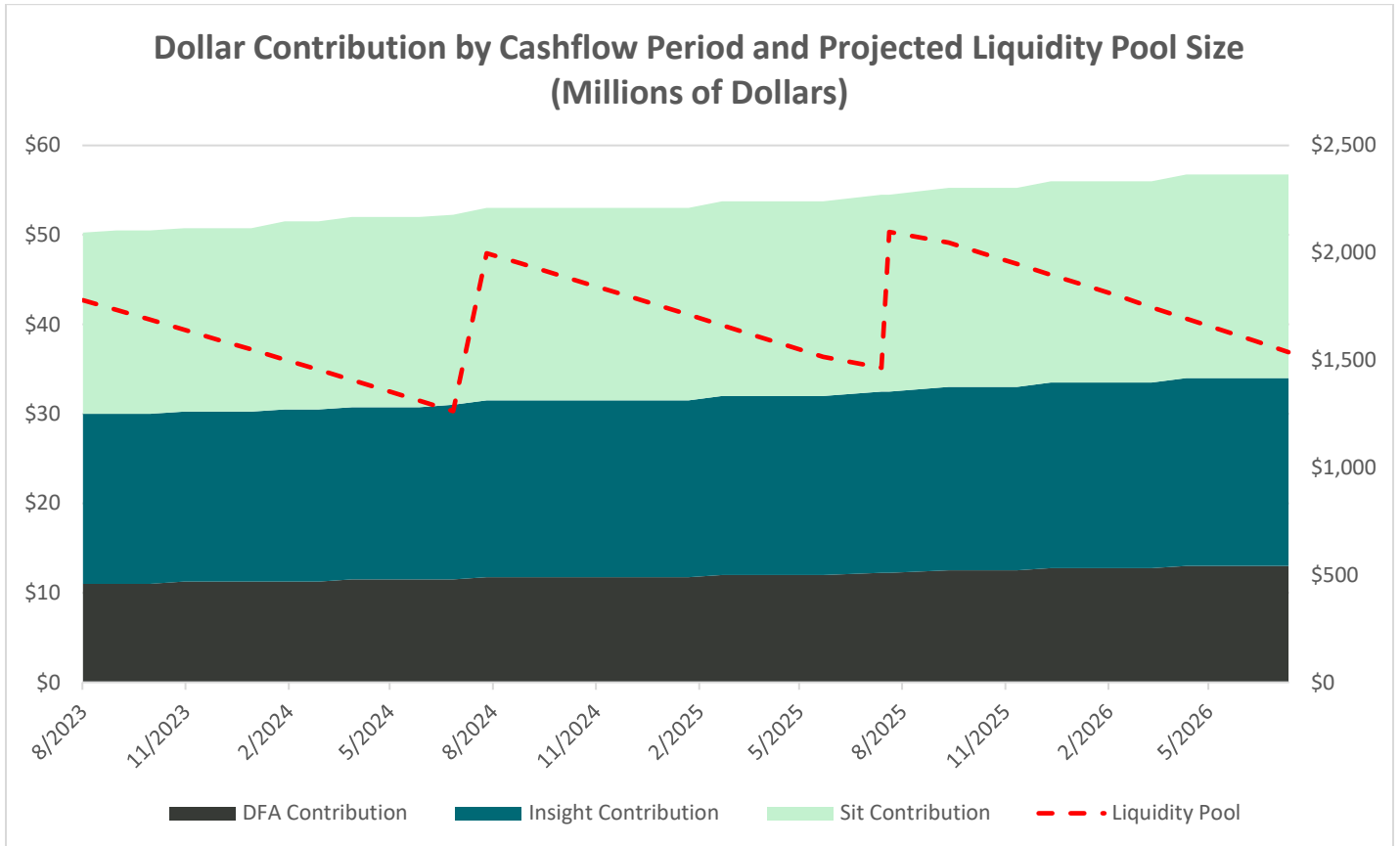
<b>Manager</b>	<b>Portfolio Characteristics</b>	<b>Liquidity Contribution</b>
Sit	High quality portfolio of small balance, government guaranteed mortgages with higher yields.	Pays out net income on monthly basis.
DFA	High quality, short duration portfolio of liquid, low volatility characteristics.	Pays out a pre-determined monthly amount. DFA sources liquidity from across their portfolio.
Insight	Buy and maintain (limited trading) portfolio of high quality, short duration, primarily corporates.	Completion portfolio makes a payment through net income and bond maturities that bridges the gap between other managers and projected payment.
Cash	STIF account at custodial bank.	Buffer in the event of any Liquidity shortfall/excess.

**Notes**

The eighth cash flow for 2023 from the liquidity program was completed on August 23<sup>rd</sup>. The actuarial model cash flow was slightly lower than actual experience, producing \$338 thousand less than the actual benefits paid.

### Cash Flow Structure

The chart below shows the sources of cash flow for the next three years of CCCERA’s projected benefit payments. This table will change slightly as the model is tweaked and as the portfolios receive new rounds of funding each July as part of the Annual Funding Plan.



CONTRA COSTA COUNTY EMPLOYEES' RETIREMENT ASSOCIATION  
BOARD OF RETIREMENT

Meeting Date  
**10/11/2023**  
Agenda Item  
**#4.A-IIIa.**

**Disability Retirement Applications:** *The Board's Hearing Officer is hereby authorized to issue subpoenas in the following cases involving disability applications:*

<u>Name</u>	<u>Number</u>	<u>Filed</u>	<u>Type</u>
Dean, Keva	54562	08/03/23	SCD
Parish, Cecelia	83859	09/08/23	SCD
Pellegrini, Damon	D7830	09/22/23	SCD
Roach, Todd	64025	09/18/23	SCD

<u>Option Type</u>	<u>Tier</u>	
NSP = Non-Specified	I = Tier I	Pepira 4.2 = Pepira Tier 4 (2% COLA)
SCD = Service Connected Disability	II = Tier II	Pepira 4.3 = Pepira Tier 4 (3% COLA)
SR = Service Retirement	III = Tier III	Pepira 5.2 = Pepira Tier 5 (2% COLA)
NSCD = Non-Service Connected Disability	S/A = Safety Tier A	Pepira 5.3 = Pepira Tier 5 (3% COLA)
* = County Advance Selected w/option	S/C = safety Tier C	S/D = Pepira Safety Tier D
		S/E = Pepira Safety Tier E

**Contra Costa County Employees' Retirement Association  
Asset Allocation as of August 31, 2023**

**Meeting Date  
10/11/2023  
Agenda Item  
#4.A-IIIb.**

<b>Liquidity</b>	Market Value	Percentage of Total Fund	Current Target* Percentage	Current Target Over/(Under)	Long Term Target	Long Term Over/(Under)
Dimensional Fund Advisors	402,038,994	3.7%	4.0%	-0.3%		
Insight	662,096,951	6.1%	6.5%	-0.4%		
Sit	716,645,516	6.6%	6.5%	0.1%		
<b>Total Liquidity</b>	<b>1,780,781,462</b>	<b>16.5%</b>	<b>17.0%</b>	<b>-0.5%</b>	<b>17.0%</b>	<b>-0.5%</b>

**Range  
11-22%**

<b>Growth</b>						
<b>Domestic Equity</b>						
Boston Partners	380,270,361	3.5%	3.0%	0.5%		
BlackRock Index Fund	1,133,086,676	10.5%	10.0%	0.5%		
Emerald Advisers	217,281,716	2.0%	1.5%	0.5%		
Ceredex	213,585,598	2.0%	1.5%	0.5%		
<b>Total Domestic Equity</b>	<b>1,944,224,350</b>	<b>18.0%</b>	<b>16.0%</b>	<b>2.0%</b>	<b>13.0%</b>	<b>5.0%</b>

**Global & International Equity**

Pyrford (Columbia)	474,922,703	4.4%	4.0%	0.4%		
William Blair	438,583,953	4.1%	4.0%	0.1%		
First Eagle	540,507,450	5.0%	5.0%	-0.0%		
Artisan Global Opportunities	559,629,186	5.2%	5.0%	0.2%		
PIMCO/RAE Emerging Markets	231,775,547	2.1%	2.0%	0.1%		
TT Emerging Markets	271,777,790	2.5%	2.0%	0.5%		
<b>Total Global &amp; International Equity</b>	<b>2,517,196,629</b>	<b>23.3%</b>	<b>22.0%</b>	<b>1.3%</b>	<b>19.0%</b>	<b>4.3%</b>

**Private Equity\*\***

<b>Private Credit</b>	1,309,859,801	12.1%	13.0%	-0.9%	18.0%	-5.9%
<b>Real Estate - Value Add</b>	1,070,275,545	9.9%	10.0%	-0.1%	13.0%	-3.1%
<b>Real Estate - Opportunistic &amp; Distressed</b>	243,378,033	2.3%	4.0%	-1.7%	5.0%	-2.7%
<b>Real Estate - REIT</b>	330,845,313	3.1%	4.0%	-0.9%	5.0%	-1.9%
Adelante	90,060,011	0.8%	2.0%	-0.2%	0.0%	1.8%
Invesco	107,094,188	1.0%				
<b>High Yield</b>	149,294,763	1.4%	2.0%	-0.6%	0.0%	1.4%
<b>Risk Parity</b>			3.0%	0.1%	3.0%	0.1%
AQR GRP EL	171,938,828	1.6%				
PanAgora	161,089,885	1.5%				
<b>Total Other Growth Assets</b>	<b>3,633,836,368</b>	<b>33.6%</b>	<b>38.0%</b>	<b>-4.4%</b>	<b>44.0%</b>	<b>-10.4%</b>

<b>Total Growth Assets</b>	<b>8,095,257,347</b>	<b>74.8%</b>	<b>76.0%</b>	<b>-1.2%</b>	<b>76.0%</b>	<b>-1.2%</b>
----------------------------	----------------------	--------------	--------------	--------------	--------------	--------------

**Range  
65-85%**

<b>Risk Diversifying</b>						
AFL-CIO	217,210,060	2.0%	2.5%	-0.5%	2.5%	-0.5%
Acadian MAARS	220,366,519	2.0%	2.0%	0.0%	2.5%	-0.5%
Sit LLCAR	306,683,508	2.8%	2.5%	0.3%	2.0%	0.8%
<b>Total Risk Diversifying</b>	<b>744,260,088</b>	<b>6.9%</b>	<b>7.0%</b>	<b>-0.1%</b>	<b>7.0%</b>	<b>-0.1%</b>

**Range  
0% - 10%**

<b>Cash and Overlay</b>						
Overlay (Parametric)	115,373,743	1.1%		1.1%		
Cash	81,072,152	0.7%		0.7%		
<b>Total Cash and Overlay</b>	<b>196,445,895</b>	<b>1.8%</b>	<b>0.0%</b>	<b>1.8%</b>	<b>0.0%</b>	<b>1.8%</b>

<b>Total Fund</b>	<b>10,816,744,792</b>	<b>100%</b>	<b>100%</b>		<b>100%</b>	
-------------------	-----------------------	-------------	-------------	--	-------------	--

\*Current targets and ranges reflect asset allocation targets accepted by the Board on July 12, 2023 (BOR Resolution 2023-3).

\*\*Private Equity long-term target includes Real Assets/Infrastructure (see Asset Allocation Mix 5 adopted December 9, 2020).

**Private Market Investments**  
**As of August 31, 2023**

**REAL ESTATE - Value Add**

	Inception Date	Target Termination	# of Extension	Discretion by GP/LP	New Target Termination	Funding Commitment	Market Value	% of Total Asset	Outstanding Commitment
Blackstone Strategic Partners Real Estate VIII	11/18/22	11/18/32				80,000,000	0	0.00%	80,000,000
Invesco IREF IV	12/01/14	12/01/21				35,000,000	651,414	0.01%	4,453,599
Invesco IREF V	09/11/18	09/11/25				75,000,000	76,095,553	0.70%	10,824,790
Invesco IREF VI	09/21/22	09/22/29				100,000,000	42,710,901	0.39%	54,368,747
Long Wharf FREG IV	08/14/13	09/30/21				25,000,000	869,939	0.01%	
Long Wharf FREG V	10/31/16	09/30/24				50,000,000	29,570,682	0.27%	
Long Wharf LREP VI	02/05/20	02/05/28				50,000,000	33,185,338	0.31%	718,341
Long Wharf LREP VII	05/15/23	03/31/32				50,000,000	3,987,883	0.04%	45,130,002
LaSalle Income & Growth Fund VI	01/31/12	01/31/19				75,000,000	13,870,420	0.13%	3,946,000
LaSalle Income & Growth Fund VII	10/31/16	09/30/24				75,000,000	42,435,903	0.39%	87,245
						<b>860,000,000</b>	<b>243,378,033</b>	<b>2.25%</b>	<b>199,528,723</b>

Outstanding Commitments

199,528,723

Total

442,906,756

**REAL ESTATE -Opportunistic & Distressed**

	Inception Date	Target Termination	# of Extension	Discretion by GP/LP	New Target Termination	Funding Commitment	Market Value	% of Total Asset	Outstanding Commitment
Blackstone BREP X	06/30/22	06/30/32				100,000,000	3,718,035	0.03%	96,642,602
Cross Lake Real Estate Fund IV	04/11/23	04/11/33				60,000,000	0	0.00%	60,000,000
DLJ Real Estate Capital Partners, L.P. III	06/30/05	06/30/14	in full liq.			75,000,000	12,524,664	0.12%	4,031,338
DLJ Real Estate Capital Partners, L.P. IV	12/31/07	09/30/18				100,000,000	44,238,815	0.41%	1,876,084
DLJ Real Estate Capital Partners, L.P. V	07/31/13	12/31/22				75,000,000	27,407,277	0.25%	3,203,035
DLJ Real Estate Capital Partners, L.P. VI	02/28/19	01/31/29				50,000,000	27,280,125	0.25%	15,687,733
Oaktree Real Estate Opportunities Fund V	02/01/11	02/01/21				50,000,000	345,437	0.00%	25,750,000
Oaktree Real Estate Opportunities Fund VI	09/30/13	09/30/20				80,000,000	19,549,102	0.18%	18,400,000
Oaktree Real Estate Opportunities Fund VII	02/28/15	02/28/23				65,000,000	44,971,119	0.42%	16,120,000
PCCP Equity IX	04/11/22	04/01/30				75,000,000	51,676,565	0.48%	26,781,770
Siguler Guff Distressed Real Estate Opp. Fund	07/30/11	07/30/22				75,000,000	13,498,965	0.12%	5,625,000
Siguler Guff Distressed Real Estate Opp. Fund II	08/31/13	08/31/25				70,000,000	27,544,228	0.25%	8,015,000
Siguler Guff Distressed Real Estate Opp. II Co-Inv	01/31/16	10/31/25				25,000,000	12,406,924	0.11%	4,084,638
Paulson Real Estate Fund II	11/10/13	11/10/20				20,000,000	12,732,755	0.12%	654,377
Angelo Gordon Realty Fund VIII	12/31/11	12/31/18				80,000,000	11,304,234	0.10%	12,334,302
Angelo Gordon Realty Fund IX	10/10/14	10/10/22				65,000,000	21,647,068	0.20%	7,572,500
						<b>1,065,000,000</b>	<b>330,845,313</b>	<b>3.02%</b>	<b>306,778,379</b>

Outstanding Commitments

306,778,379

Total

637,623,692

**PRIVATE CREDIT**

	Inception Date	Target Termination	# of Extension	Discretion by GP/LP	New Target Termination	Funding Commitment	Market Value	% of Total Asset	Outstanding Commitment
Torchlight Debt Opportunity Fund IV	08/01/12	08/30/20				60,000,000	5,668,375	0.05%	0
Torchlight Debt Opportunity Fund V	12/31/14	09/17/22				75,000,000	7,283,320	0.07%	15,000,000
Angelo Gordon Energy Credit Opportunities	09/10/15	09/10/20				16,500,000	1,943,985	0.02%	2,319,783
CCCERA StepStone	12/01/17	11/30/27				1,170,000,000	1,055,379,865	9.76%	281,771,908
						<b>1,321,500,000</b>	<b>1,070,275,545</b>	<b>9.89%</b>	<b>299,091,691</b>

Outstanding Commitments

299,091,691

Total

1,369,367,236



**Private Market Investments  
As of August 31, 2023**

<b>PRIVATE EQUITY</b>	<b>Inception Date</b>	<b>Target Termination</b>	<b># of Extension</b>	<b>Discretion by GP/LP</b>	<b>New Target Termination</b>	<b>Funding Commitment</b>	<b>Market Value</b>	<b>% of Total Asset</b>	<b>Outstanding Commitment</b>
Adams Street Partners	12/22/95	12/22/25				269,565,614	123,482,228	1.14%	17,282,948
Adams Street Secondary II	12/31/08	12/31/20				30,000,000	3,576,474	0.03%	1,635,000
Adams Street Secondary V	10/31/12	10/31/22				40,000,000	10,842,424	0.10%	9,154,125
Adams Street Venture Innovation Fund	03/09/16	03/09/28				75,000,000	169,476,537	1.57%	7,503,262
AE Industrial Partners Fund II	05/18/18	05/18/28				35,000,000	39,395,693	0.36%	9,752,530
Altaris Health Partners VI	07/28/23					50,000,000	0	0.00%	50,000,000
Bay Area Equity Fund	06/14/04	12/31/14	2nd 2 YR	LP	12/31/2017	10,000,000	0	0.00%	0
Bay Area Equity Fund II	2/29/09	12/31/19				10,000,000	10,957,892	0.10%	0
Carpenter Community BancFund	10/31/09	10/31/19				30,000,000	0	0.00%	0
EIF USPF II	06/15/05	06/15/15	3rd 1 YR	LP	06/15/18	50,000,000	58,920	0.00%	0
EIF USPF III	02/28/07	02/28/17	1st 1 YR	LP	02/28/18	65,000,000	2,318,909	0.02%	0
EIF USPF IV	06/28/10	06/28/20				50,000,000	18,496,965	0.17%	4
Ares EIF V	09/09/15	11/19/25				50,000,000	29,043,057	0.27%	3,888,697
EQT X	11/17/22	11/17/32				100,000,000	8,414,353	0.08%	88,320,148
Genstar Capital Partners IX	02/18/19	02/18/29				50,000,000	67,783,676	0.63%	7,691,476
Genstar Capital Partners X	04/01/21	04/01/31				42,500,000	30,656,835	0.28%	12,538,176
Genstar Capital Partners XI	04/26/23	04/26/33				75,000,000	0	0.00%	75,000,000
GTCR XIII	10/27/20	12/31/36				50,000,000	25,212,013	0.23%	24,022,247
GTCR XIV	01/12/23					100,000,000	0	0.00%	100,000,000
Hellman & Friedman Capital Partners X	05/10/21	05/10/31				75,000,000	57,531,505	0.53%	20,899,940
Hellman & Friedman Capital Partners XI	12/16/22	12/16/32				100,000,000	0	0.00%	100,000,000
Leonard Green - Green Equity Investors IX	03/01/22	02/28/32				60,000,000	537,400	0.00%	59,423,024
Leonard Green - Jade Equity Investors II	03/01/22	02/28/32				15,000,000	0	0.00%	15,000,000
Oaktree Private Investment Fund 2009	02/28/10	12/15/19				40,000,000	360,651	0.00%	6,308,961
Ocean Avenue Fund II	05/07/14	05/07/24				30,000,000	26,571,966	0.25%	3,000,000
Ocean Avenue Fund III	12/09/15	12/09/25				50,000,000	53,102,901	0.49%	3,500,000
Paladin III	08/15/08	08/15/18				25,000,000	9,296,925	0.09%	387,482
Pathway	11/09/98	05/31/21				125,000,000	2,496,228	0.02%	10,505,046
Pathway 2008	12/26/08	12/26/23				30,000,000	11,400,051	0.11%	2,643,911
Pathway 6	05/24/11	05/24/26				40,000,000	29,068,801	0.27%	3,662,242
Pathway 7	02/07/13	02/07/23				70,000,000	64,407,028	0.60%	5,220,452
Pathway 8	11/23/15	11/23/25				50,000,000	66,590,515	0.62%	4,022,382
Siguler Guff CCCERA Opportunities	06/03/14	05/31/25				200,000,000	127,074,339	1.17%	28,597,500
Siguler Guff Secondary Opportunities	12/31/16	12/31/26				50,000,000	0	0.00%	0
Siris Partners IV	05/18/18	05/18/28				35,000,000	40,102,715	0.37%	7,949,620
Symphony Technology Group VII	12/21/22	12/21/32				50,000,000	0	0.00%	50,000,000
TA XIV	05/27/21	05/27/31				50,000,000	30,483,765	0.28%	17,000,000
TA XV	03/30/23	03/31/33				90,000,000	0	0.00%	90,000,000
TPG Healthcare Partners, L.P.	06/27/19	06/27/29				24,000,000	23,462,932	0.22%	4,328,185
TPG Healthcare Partners II	06/30/22	06/30/32				35,000,000	3,238,561	0.03%	31,809,756
TPG Partners IX	06/30/22	06/30/32				65,000,000	0	0.00%	65,000,000
Trident VIII, L.P.	05/24/19	05/24/29				40,000,000	46,302,690	0.43%	4,777,416
Trident IX, L.P.	09/17/21	09/17/31				50,000,000	21,967,306	0.20%	26,798,510
<b>Real Assets</b>									
Aether III & III Surplus	11/30/13	11/30/20				75,000,000	57,900,936	0.54%	1,983,197
Aether IV	01/01/16	01/01/28				50,000,000	54,936,786	0.51%	3,854,258
Commonfund Capital Natural Resources IX	06/30/13	06/30/20				50,000,000	34,732,106	0.32%	2,350,007
Wastewater Opportunity Fund	12/31/15	11/30/22				25,000,000	8,577,720	0.08%	521,541
						<b>2,826,065,614</b>	<b>1,309,859,801</b>	<b>13.25%</b>	<b>976,332,042</b>
<b>Outstanding Commitments</b>							<b>976,332,042</b>		
<b>Total</b>							<b>2,286,191,843</b>		

Market value equals the most recent reported net asset value, plus capital calls after net asset value date, less distributions after net asset value date.  
The Target Termination column is the beginning of liquidation of the fund, however, some funds may be extended for an additional two or three years.



## MEMORANDUM

Date: October 11, 2023  
To: CCCERA Board of Retirement  
From: Scott Gordon, Chairperson  
Subject: Consider and take possible action to authorize retaining CPS Consulting for CEO recruitment services.

---

### Background

On August 9, 2023, an ad hoc committee of the Board was created to recruit for the vacant position of chief executive officer. The committee received five proposals in connection with the recruitment for the CEO position. The firms that provided proposals are:

Avery & Associates  
Bob Murray & Associates  
Korn Ferry  
CPS Consulting  
WBCP

Based on CPS Consulting's qualifications and prior work for CCCERA and on input and information on all 5 firms received from HR Manager Erica Grant, the committee recommends to the full Board that CCCERA contract with CPS Consulting at an estimated cost of \$30,000 to provide CEO recruitment services.

The recommendation was provided to the Board at its September 27, 2023 meeting and action was taken to authorize retaining CPS Consulting. To ensure that all board members receive the information timely ahead of the consideration of the item, it is now put before the Board again for consideration and vote.

### Recommendation

Consider and take possible action to authorize retaining CPS Consulting at a cost not to exceed \$30,000.

# BOARD MEETINGS 2023

*Meeting Date*  
**10/11/2023**  
*Agenda Item*  
**#4.A-V**

JANUARY						
Su	Mo	Tu	We	Th	Fr	Sa
1	H	3	4	5	6	7
8	9	10	B	12	13	14
15	H	17	18	19	20	21
22	23	24	B	26	27	28
29	30	31				

2 - New Year's Day Observed  
16 - Martin Luther King Jr. Day

FEBRUARY						
Su	Mo	Tu	We	Th	Fr	Sa
			1	2	3	4
5	6	7	B	9	10	11
12	13	14	15	16	17	18
19	H	21	B	23	24	25
26	27	28				

20 - Presidents' Day

MARCH						
Su	Mo	Tu	We	Th	Fr	Sa
			1	2	3	4
5	C	C	B	9	10	11
12	13	14	15	16	17	18
19	20	21	B	23	24	25
26	27	28	29	30	31	

APRIL						
Su	Mo	Tu	We	Th	Fr	Sa
						1
2	3	4	5	6	7	8
9	10	11	B	13	14	15
16	17	18	19	20	21	22
23	24	25	B	27	28	29
30						

MAY						
Su	Mo	Tu	We	Th	Fr	Sa
	1	2	B	4	5	6
7	8	S	S	S	S	13
14	15	16	17	18	19	20
21	22	23	B	25	26	27
28	H	30	31			

29 - Memorial Day

JUNE						
Su	Mo	Tu	We	Th	Fr	Sa
				1	2	3
4	5	6	7	8	9	10
11	12	13	B	15	16	17
18	19	20	21	22	23	24
25	26	27	B	29	30	

JULY						
Su	Mo	Tu	We	Th	Fr	Sa
						1
2	3	H	5	6	7	8
9	10	11	B	13	14	15
16	17	18	19	20	21	22
23	24	25	B	27	28	29
30	31					

4 - Independence Day

AUGUST						
Su	Mo	Tu	We	Th	Fr	Sa
		1	2	3	4	5
6	7	8	B	10	11	12
13	14	15	16	17	18	19
20	21	22	B	24	25	26
27	28	29	30	31		

SEPTEMBER						
Su	Mo	Tu	We	Th	Fr	Sa
					1	2
3	H	5	6	7	8	9
10	11	12	B	14	15	16
17	18	19	20	21	22	23
24	25	26	B	28	29	30

4 - Labor Day

OCTOBER						
Su	Mo	Tu	We	Th	Fr	Sa
1	2	3	4	5	6	7
8	9	10	B	12	13	14
15	16	17	18	19	20	21
22	23	24	25	26	27	28
29	30	31				

NOVEMBER						
Su	Mo	Tu	We	Th	Fr	Sa
			B	2	3	4
5	6	S	S	S	S	11
12	13	14	15	16	17	18
19	20	21	22	H	H	25
26	27	28	B	30		

10 - Veterans Day  
23 and 24 - Thanksgiving

DECEMBER						
Su	Mo	Tu	We	Th	Fr	Sa
					1	2
3	4	5	6	7	8	9
10	11	12	B	14	15	16
17	18	19	20	21	22	23
24	H	26	27	28	29	30
31						

25 - Christmas Day

**B** Board Meeting

**S** SACRS

**C** CALAPRS - General Assembly

# BOARD MEETINGS 2024

**Meeting Date**  
**10/11/2023**  
**Agenda Item**  
**#4.A-VI**

JANUARY						
Su	Mo	Tu	We	Th	Fr	Sa
	H	2	3	4	5	6
7	8	9	B	11	12	13
14	H	16	17	18	19	20
21	22	23	B	25	26	27
28	29	30	31			

1 - New Year's Day Observed

15 - Martin Luther King Jr. Day

FEBRUARY						
Su	Mo	Tu	We	Th	Fr	Sa
				1	2	3
4	5	6	7	8	9	10
11	12	13	B	15	16	17
18	H	20	21	22	23	24
25	26	27	B	29		

19 - Presidents' Day

MARCH						
Su	Mo	Tu	We	Th	Fr	Sa
					1	2
C	C	C	6	7	8	9
10	11	12	B	14	15	16
17	18	19	20	21	22	23
24	25	26	B	28	29	30
31						

APRIL						
Su	Mo	Tu	We	Th	Fr	Sa
	1	2	3	4	5	6
7	8	9	B	11	12	13
14	15	16	17	18	19	20
21	22	23	B	25	26	27
28	29	30				

MAY						
Su	Mo	Tu	We	Th	Fr	Sa
			B	2	3	4
5	6	S	S	S	S	11
12	13	14	15	16	17	18
19	20	21	B	23	24	25
26	H	28	29	30	31	

27 - Memorial Day

JUNE						
Su	Mo	Tu	We	Th	Fr	Sa
						1
2	3	4	5	6	7	8
9	10	11	B	13	14	15
16	17	18	19	20	21	22
23	24	25	B	27	28	29
30						

JULY						
Su	Mo	Tu	We	Th	Fr	Sa
	1	2	3	H	5	6
7	8	9	B	11	12	13
14	15	16	17	18	19	20
21	22	23	B	25	26	27
28	29	30	31			

4 - Independence Day

AUGUST						
Su	Mo	Tu	We	Th	Fr	Sa
				1	2	3
4	5	6	5	8	9	10
11	12	13	B	15	16	17
18	19	20	21	22	23	24
25	26	27	B	29	30	31

SEPTEMBER						
Su	Mo	Tu	We	Th	Fr	Sa
1	H	3	4	5	6	7
8	9	10	B	12	13	14
15	16	17	18	19	20	21
22	23	24	B	26	27	28
29	30					

2 - Labor Day

OCTOBER						
Su	Mo	Tu	We	Th	Fr	Sa
		1	2	3	4	5
6	7	8	B	10	11	12
13	14	15	16	17	18	19
20	21	22	B	24	25	26
27	28	29	30	31		

NOVEMBER						
Su	Mo	Tu	We	Th	Fr	Sa
					1	2
3	4	S	S	S	S	9
10	H	12	13	14	15	16
17	18	19	B	21	22	23
24	25	26	27	H	H	30

11 - Veterans Day

28 and 29 - Thanksgiving

DECEMBER						
Su	Mo	Tu	We	Th	Fr	Sa
1	2	3	4	5	6	7
8	9	10	B	12	13	14
15	16	17	18	19	20	21
22	23	24	H	26	27	28
29	30	31				

25 - Christmas Day

**B** Board Meeting

**S** SACRS

**C** CALAPRS - General Assembly



Contra Costa County Employees'  
Retirement Association

Meeting Date  
**10/11/2023**  
Agenda Item  
**#6**

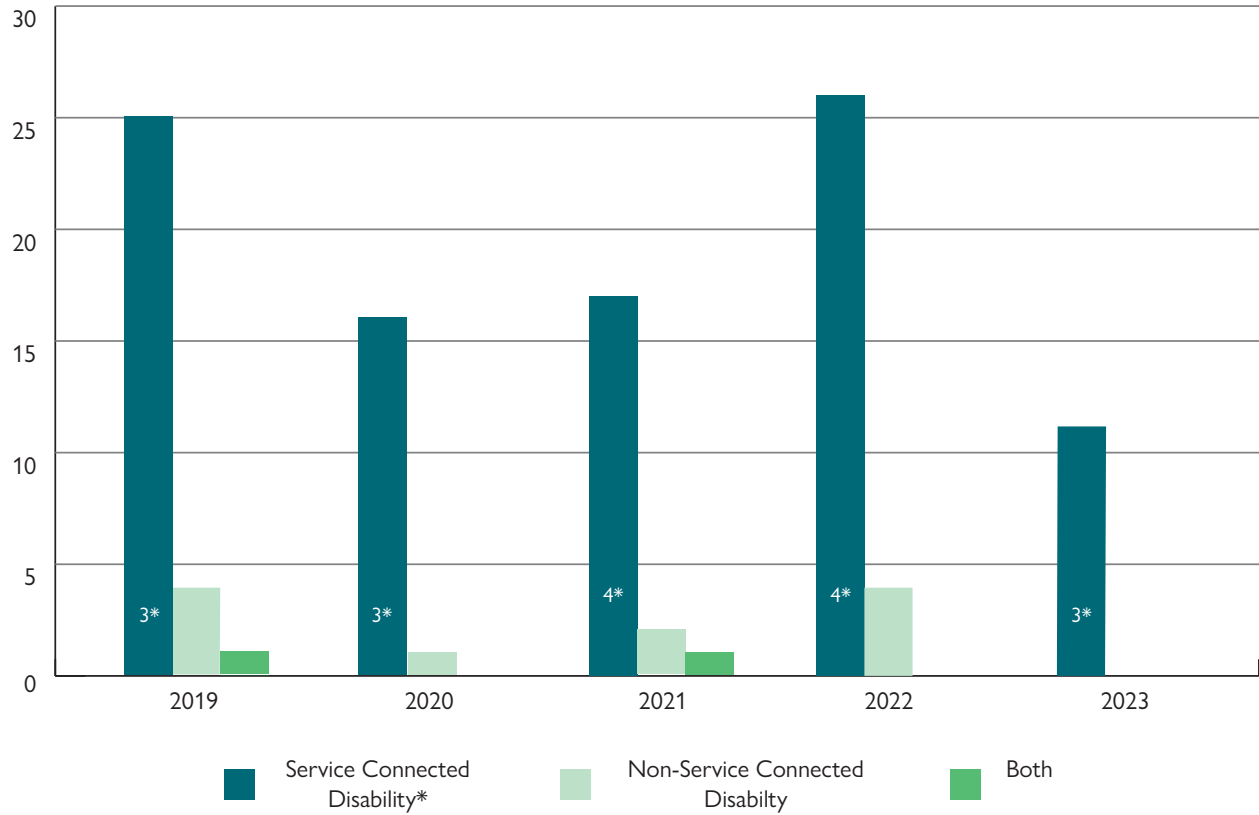
## Semi-Annual Disability Retirement Report

*for the years ended 2019, 2020, 2021, 2022,  
and the period January 1, 2023 to June 30, 2023*

# Semi-Annual Disability Retirement Report

## Exhibit 1: Disability Retirement Applications Received by Year

As of June 30, 2023

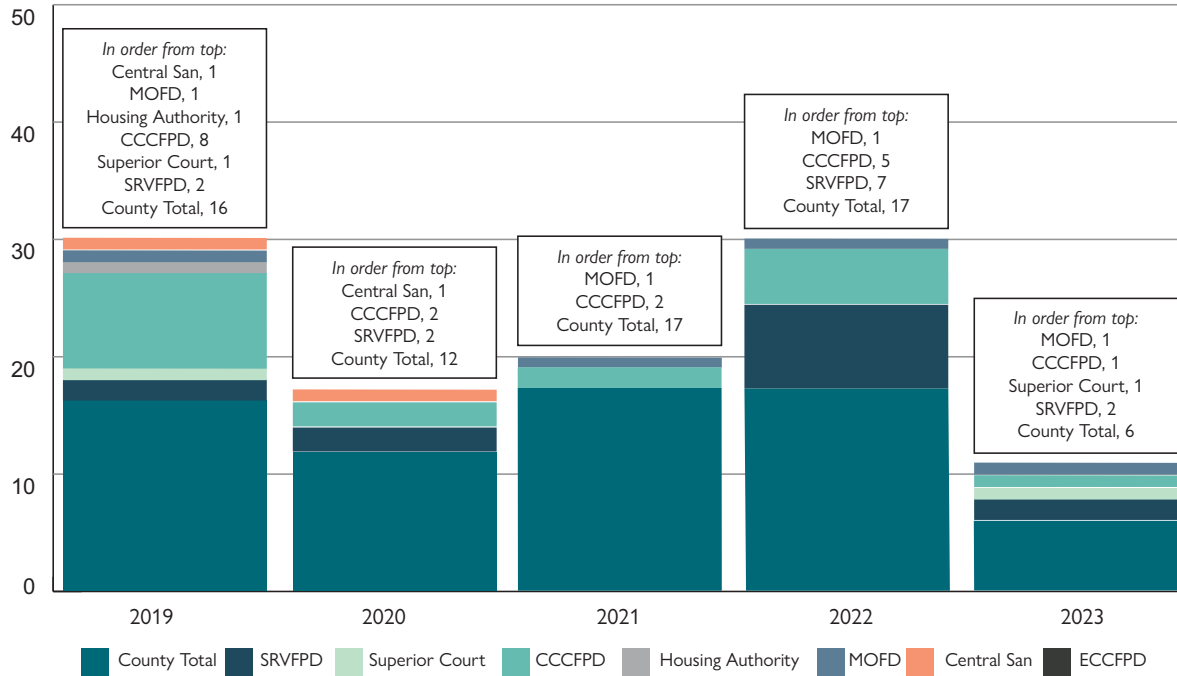


\*Number of service connected disability applications accepted with less than 10 years of service.

Contra Costa County Employees' Retirement Association  
 Semi-Annual Disability Retirement Report (Continued)

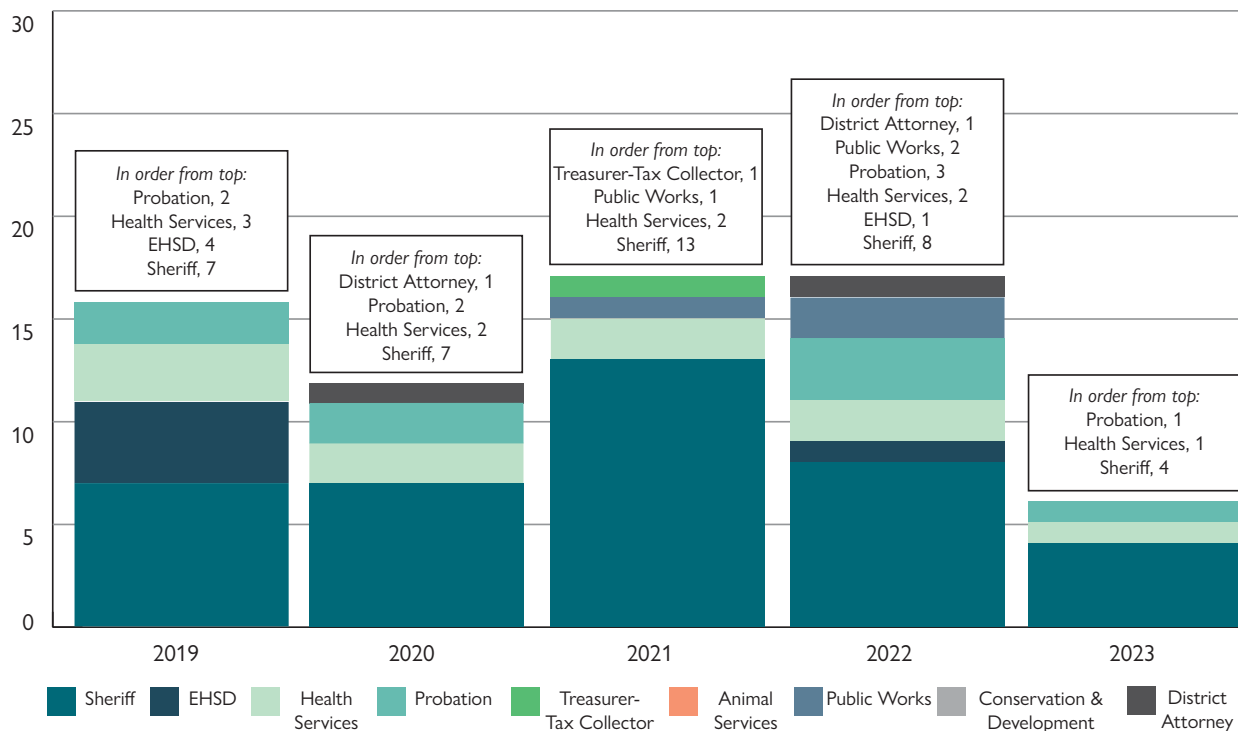
**Exhibit 2: Total Disability Applications Filed with CCCERA (totals listed by employer)**

As of June 30, 2023



**Exhibit 3: Total Disability Applications Filed with CCCERA (by County Department)**

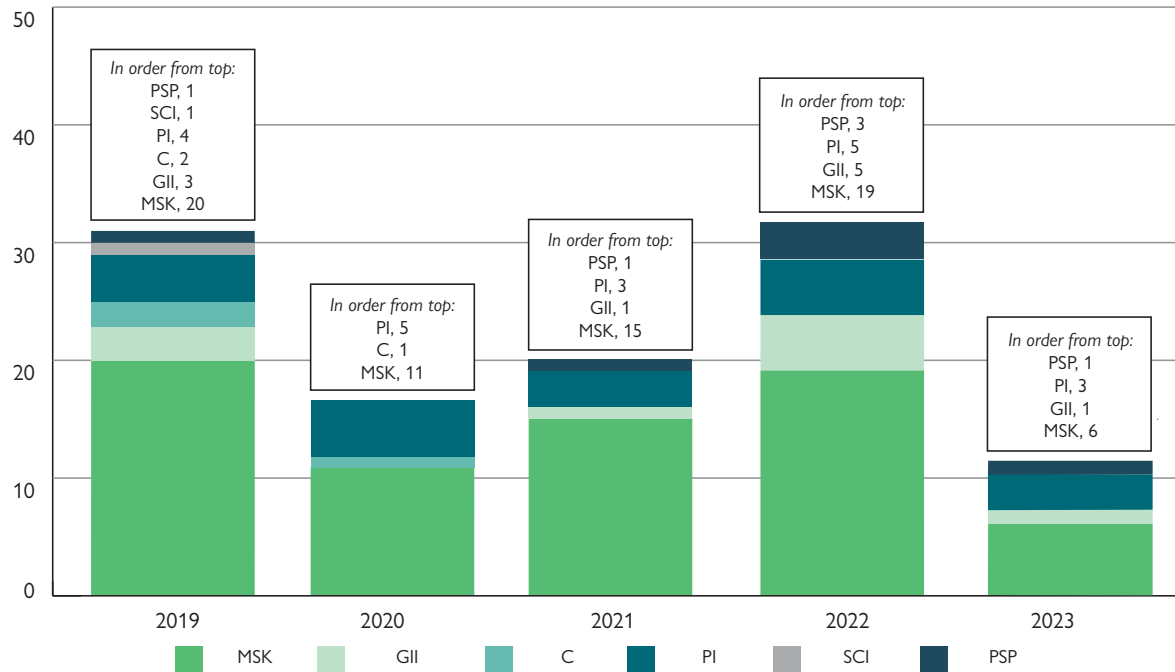
As of June 30, 2023



Contra Costa County Employees' Retirement Association  
 Semi-Annual Disability Retirement Report (Continued)

**Exhibit 4: Total Disability Filed by Type** (Some applications filed with multiple disability types.)

As of June 30, 2023



The following acronyms group different illnesses together by type to show trends and are not limited to the examples below.

<b>Musculoskeletal (MSK)</b>	Will include all orthopedic injuries and illness. Examples include carpal tunnel syndrome, amputation, avascular necrosis, back injury, degenerative disc disease, fibromyalgia, lumbar stenosis, neck injury, shoulder injury, and disc herniation.
<b>General Internal Incapacitation (GII)</b>	Will include all injuries and illness that are general non-orthopedic issues, not covered by the noted above. Examples include diabetes, any disease or injury to an internal organ, rheumatology, pulmonary, gastrointestinal.
<b>Cancer (C)</b>	Will include all permanent incapacitation that was the result of a form of cancer.
<b>Psychiatric Incapacitation (PI)</b>	Will include all psychiatric and mental health conditions and injuries. Examples would be PTSD, OCD, depression, schizophrenia, anxiety disorders, mood and emotional disorders.
<b>Severe Cognitive Impairment (SCI)</b>	Will include all illness' and injuries where the incapacitation has caused diminished cognitive function. Examples include traumatic brain injury, dementia, dyslexia, dyscalculia, memory impairments, diminished concentration and speech.
<b>Public Safety Presumptions (PSP)</b>	Will include all illness and injuries where the cause is governed under GC Sections 31720.5, 31720.6, 31720.7, or 31720.9. Presumptions will be listed twice; once under total presumption and once under type of disability.
<b>Unknown (UKN)</b>	Disability application filed for unknown medical reasons. An example would be an employer that filed an application with limited medical records due to HIPAA.



Contra Costa County Employees' Retirement Association  
 Semi-Annual Disability Retirement Report (Continued)

<b>Exhibit 5: Type of Disability by Injury/Illness Group (Employer Level)</b>					
<b>Employer</b>	<b>2019</b>	<b>2020</b>	<b>2021</b>	<b>2022</b>	<b>As of 6/30/2023</b>
<b>Contra Costa County Fire Protection District (CCCFPD)</b>					
PI	3	2	0	2	0
MSK	4	0	2	2	1
GII	0	0	0	1	0
C	1	0	0	0	0
PSP	1	0	0	1	0
<b>Central Sanitary District</b>					
MSK	1	1	0	0	0
<b>Housing Authority of Contra Costa County</b>					
MSK	1	0	0	0	0
<b>Moraga/Orinda Fire Protection District</b>					
MSK	1	0	0	1	0
GII	0	0	0	0	1
PSP	0	0	1	0	0
<b>San Ramon Valley Fire Protection District</b>					
PI	0	2	0	1	1
MSK	2	0	0	7	0
PSP	0	0	0	0	1
<b>Contra Costa County Superior Court</b>					
PI	1	0	0	0	0
MSK	0	0	0	0	1
<b>Contra Costa County*</b>					
PI	0	1	3	2	2
MSK	11	10	13	11	4
C	1	1	0	0	0
GII	3	0	1	4	0
SCI	1	0	0	0	0

\*Detail by Contra Costa County departments on following page.

Contra Costa County Employees' Retirement Association  
 Semi-Annual Disability Retirement Report (Continued)

<b>Exhibit 5: Type of Disability by Injury/Illness Group (County Department Level)</b>					
<b>Department</b>	<b>2019</b>	<b>2020</b>	<b>2021</b>	<b>2022</b>	<b>As of 6/30/2023</b>
<b>Contra Costa County</b>					
<b>District Attorney</b>					
MSK	0	1	0	0	0
PSP	0	0	0	1	0
<b>Employment &amp; Human Services Department (EHSD)</b>					
MSK	2	0	0	0	0
SCI	1	0	0	0	0
GII	1	0	0	1	0
<b>Health Services Department</b>					
PI	0	1	0	0	0
MSK	1	1	2	2	1
GII	2	0	0	0	0
<b>Probation Department</b>					
PI	0	0	0	1	0
MSK	2	2	0	2	1
GII	0	0	0	1	0
<b>Sheriff's Office</b>					
PI	0	0	3	1	2
MSK	6	6	10	6	2
C	1	1	0	0	0
PSP	0	0	0	1	0
<b>Public Works</b>					
GII	0	0	1	2	0
<b>Treasurer-Tax Collector</b>					
MSK	0	0	1	0	0

Contra Costa County Employees' Retirement Association  
 Semi-Annual Disability Retirement Report (Concluded)

**Exhibit 6: Safety Disability Application Summary**

**Safety Employer** **2019-6/30/2023**

<b>Sheriff</b>	
Applications accepted	34
CCCERA service range	4 to 25.42 years
Average service	14.48 years
Title	
Deputy Sheriff	29 (85%)
Sergeant	4 (12%)
Other	1 (3%)
Injury type	
PI	6 (18%)
MSK	26 (76%)
C	1 (3%)
PSP	1 (3%)

<b>Fire (CCCFPD/SRVFPD/MOFD)</b>	
Applications accepted	29
CCCERA service range	3.67 to 34.02 years
Average service	21.91 years
Title	
Firefighter/Paramedic	17 (59%)
Captain	8 (28%)
Battalion Chief/Chief	4 (14%)
Injury type	
PI	9 (31%)
MSK	15 (52%)
C	1 (3%)
GII	2 (7%)
PSP	4 (14%)